



**HOME
REPAIR
RESOURCE
CENTER**

www.hrrc-ch.org

What's Happening at **HRRC?**

Spring 2011

HRRC Planning for Sustainability

The Board and staff of Home Repair Resource Center have been hard at work since last fall, planning our course into the future. With a strategic planning grant from the Cleveland Foundation, HRRC has been taking a hard look at our programs and the resources it takes to provide them.

This process is particularly timely in the current political and economic climate. It is no secret that nonprofits are expecting reductions in government support, which has historically been an important funding resource for community programming and services. Home Repair Resource Center is no exception. Although people continue to look to HRRC for help with all stages of home ownership, it has become apparent that fewer public funds will be available to support our programs in the future. As a result, HRRC has been working to define a comprehensive fund development strategy that will ensure the future of our organization.

Under the leadership of Ogden Post Consulting Group, HRRC has carried out an in-depth analysis of our operations and has already made cost-saving adjustments to our services. We have also begun to envision new and creative ways of carrying out our mission, and we are currently exploring potential partnerships with other organizations that could expand our impact in the community.

We are also looking at how we engage donors in support of our work. Our recent fundraising event in cooperation with Bremec on the Heights Garden Center connected many area residents to HRRC for the first time. Additional events are planned to help us meet our need to significantly increase the support we receive from individual donors – the people who created HRRC and have loyally supported our mission throughout the years. We are updating our website to reflect all the ways friends can support us, including information on how to make a sustaining legacy gift to HRRC by will or revocable trust, to help ensure HRRC's vitality for many years to come.



All of us at HRRC are excited about these possibilities. As we celebrate the 40th anniversary of Home Repair Resource Center, we trust that the community will continue to support HRRC's role in "keeping Cleveland Heights in good repair."



**HOME
REPAIR
RESOURCE
CENTER**

You are invited . . .

***Annual Meeting
and Celebration of the 40th Anniversary
of Home Repair Resource Center***

Wednesday, June 8, 2011

7:00 p.m. – 8:30 p.m.

Cleveland Heights Community Center
1 Monticello Boulevard, Cleveland Heights

Recognition of HRRC's 40th Anniversary

Diana Woodbridge, Founding Director

Kathryn Lad, Current Director

Mike Gaynier, Board President

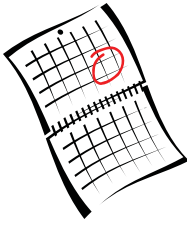
Keynote Speaker: Chuck Miller

Architect, Doty & Miller Architects, Bedford;
Chair, Cleveland Heights Landmark Commission

***“Housing Issues for the 21st Century:
Looking Forward!”***

A brief meeting will also be held to thank outgoing trustees,
elect new trustees, and highlight the year's accomplishments.

Please join us!



What's Coming Up at HRRC?

*Reservations requested for all offerings.
Call (216) 381-6100 to save your spot!*

Annual Meeting and Celebration of the 40th Anniversary of Home Repair Resource Center

*Wednesday, June 8 - 7:00 p.m.
Cleveland Heights Community Center
(see previous page for details; no reservation necessary)*

HouseMender University Sessions:

*(all 7 - 8:30 p.m. at CH-UH Lee Road Library;
free and open to residents of all communities)*

Tues., 5/24 Planning Your New Garage

Financial Fitness/New Home Buyer Classes:

*(all 6 - 8 p.m. at CH-UH Lee Road Library;
free and open to residents of all communities)*

Thurs., 5/12 Creditworthy Equals Choices
Thurs., 5/19 Understanding Mortgages
Thurs., 5/26 Avoiding Mortgage Delinquency
Thurs., 6/9 Power of a Personal Budget
Thurs., 6/16 Creditworthy Equals Choices
Thurs., 6/23 Understanding Mortgages
Thurs., 6/30 Avoiding Mortgage Delinquency

Project Repair Hands-On Repair Workshops:

*(7 - 9 p.m. through 5/16; 6:30 - 8:30 p.m. as of 5/23;
address supplied to those who register. Open to
Cleveland Heights residents, modest materials fee)*

Mon., 5/9 Flat Roof Replacement
Mon., 5/16 Shingled Roofs & Flashing
Mon., 5/23 Gutters & Downspouts
Mon., 6/13 Garage Trim Replacement
Mon., 6/27 Tuckpointing

Ladder Safety

When you pull out that ladder to work around your home, a few precautions will help ensure a safe experience. Every time you use a ladder, look it over before you set it up. Make sure the **hooks** that lock the top section in place are secure. Check that the **shoes** (the rubber pads at the base of the ladder) are firmly attached. Make sure the **rope** is securely fastened.

Next, look at the area where you'll be using the ladder. Look for tree branches in the way. Look for adequate room to raise the ladder. Look at what might be in your path if the ladder accidentally falls, and move it out of the way. And, most importantly, **LOOK FOR POWER LINES**. An aluminum ladder that contacts overhead power lines can give you a deadly shock.

To erect a ladder, place the base near where you want the ladder to stand. Then, have a helper hold down the base or, if you're working alone, place the base against a house wall. Move to the opposite end, lift the top of the ladder above your head, and walk toward the base, moving your hands from rung to rung as you go until you have the ladder standing straight up. To move the ladder into place, keep it balanced upright while lifting it slightly off the ground. If the ladder is too heavy to lift in this way, hold the ladder in a "bear hug," put each foot along side a ladder shoe, and "walk" the ladder into position. If the ladder becomes off-balance while you're moving it, set it down and start again.

Once you have the ladder where you want it, lean it against the building. Then, bring the base out from the wall a distance equal to 1/4 the height of the ladder. (For instance, position the base of a 40-foot ladder 10 feet away from the house.) This is the strongest and most secure angle from which to work.

Other safety tips:

1. If you will be working on a roof, extend the ladder at least 3 feet above the roof, so you can transfer safely from the ladder to the roof and back.
2. Never stand on the top three rungs of a ladder, or on the top platform of a step-ladder; it will be too top-heavy and likely to tip over.
3. Check that the ladder you are using is locked open (if a step ladder) or latched together (if an extension ladder).
4. Make sure the base is firmly planted. If the base of the ladder will stand on concrete or other hard and/or smooth material, place the ladder shoes down, so the rubber grips the surface. If you are using a ladder on grass or other soft surface, tip the shoes up and stick their pointed edges into the ground.
5. Keep your hips between the two side rails as you work. Trying to reach too far to one side or the other can cause the ladder to become unstable and fall. It's wiser to move the ladder instead.

continued page 5

Ladder Safety

continued from page 4


There are accessories that, in certain situations, can make your ladder more secure. A “**stand-off**” is a U-shaped device that, when bolted to an extension ladder, helps to stabilize the ladder and make it less likely to tip. (It can also allow you to bridge windows or work on gutters without damaging them from the weight of the ladder leaning against them.) If you’re working on a wide area, you can run a **scaffold board** between two ladders using “**ladder jacks**.” You can also lay the plank upon a pipe framework for alternate or additional access to larger work areas.

When it’s time to lower your extension ladder, again secure the base, and then reverse the actions you used to raise it. Grab the ladder near its base and, holding it overhead, walk toward the top, lowering the ladder as you go.

If parts of your house are not accessible using conventional ladders, you will have to look at other possibilities. For most home repair projects, however, following the above tips will be enough to keep you out of the emergency room.



stand-off



ladder jacks & scaffold board

**Go “green” –
get your HRRC
newsletter online:**

Send your email address to rstager@hrrc-ch.org, with “hrrc newsletter address” as the subject. We’ll email your copy, saving printing and postage costs and reducing our “carbon footprint” to help the environment.

HRRC to Host Plant & Seed Swap

On Saturday, May 28th from 10 a.m. to 1:30 p.m., Home Repair Resource Center will host a **Plant & Seed Swap** here in our parking lot. Area residents are encouraged to take advantage of this opportunity to exchange plants and seeds of all types – house plants, annuals and perennials for the garden, vegetables, etc. – and to “re-purpose” unneeded garden and plant supplies (pots and planters, garden tools, potting soil, fertilizer, etc.)

Bring a tarp or other protective covering to display available items, as well as bags for items you wish to take home.

Great Price on a Great Home

Home in the Heights has just reduced the price on their latest renovated home to \$119,000! This beautifully restored home, located at 3795 Berkeley Rd., has four bedrooms, 1-1/2 new baths, a beautiful new kitchen, finished basement recreation room, enclosed rear porch, new roof and brand new driveway.

The home was carefully restored using green and sustainable building practices. The new kitchen floor is bamboo, a beautiful natural flooring material grown, harvested and manufactured with environmentally sustainable processes. The home has new Low-E windows, is completely insulated, and has a new energy-efficient heating and cooling system. These features and improvements, along with a twelve-month unconditional warranty on everything in the house, will greatly reduce ownership costs.

This is a perfect home for anyone looking for a quiet neighborhood. The landscaping is very attractive, with a fenced back yard for children or privacy, and the house features a stone face on the front first level elevation and beautiful color selections that brighten rooms and heighten architectural detail.



With today's low interest rates and financial assistance packages still available through the City of Cleveland Heights for qualified buyers, this great home will sell quickly at this price. Call Betsy Andrews at Howard Hanna (216-251-8174) to see it today.

Bremec on the Heights Garden Center Holds Special Event to Benefit HRRC

Again this year, **Bremec on the Heights Garden Center** partnered with Home Repair Resource Center for a special fundraising event to support our programs. Between April 17th and May 1st, purchases of materials and gift cards resulted in a donation to HRRC. In addition, Bremec offered four workshops each weekend on pruning, basic and cottage gardens, and rain barrels and rain gardens, which were enthusiastically received by experienced and novice gardeners alike.

We are indeed grateful for the ongoing support that Bremec on the Heights Garden Center has given to HRRC. Not only have they helped our organization financially, but through their efforts many new people are now aware of Home Repair Resource Center and the role it plays in the community.

Thanks also to our friends who patronized Bremec's during this special event so that HRRC would benefit from their purchases. We appreciate your efforts!

Yes, I want to support HRRC's Annual Fund

Name (as you want to be listed in HRRC's Annual Report):

Address:

City/State/Zip:

Phone:

Email:

Amount enclosed (check payable to Home Repair Resource Center):

\$1,000 \$500 \$250 \$100 \$75 \$50 \$____ Other


In honor memory of: _____

Please mail to: Home Repair Resource Center
2520 Noble Road
Cleveland Hts., OH 44121

Donations are tax-deductible. Donations can also be made
online at www.hrrc-ch.org

Angie's List Offers Discount to HRRC Supporters

Angie's List, the service that compiles consumer ratings of local service companies, has agreed to honor a promotional discount to supporters and program participants of Home Repair Resource Center. Use the code **HRRC30** to receive a 30% discount on your membership cost.



We hope that everyone who had been sharing their experiences through HRRC's contractor evaluation books over the years will also provide ratings to Angie's List. Both make it possible for Cleveland Heights residents to identify contractors who do good quality work on the homes of our community.

Operating support for HRRC is provided by individual donations, foundation grants, and HUD Community Development Block Grant funds through the City of Cleveland Heights.



**HOME
REPAIR
RESOURCE
CENTER**

2520 Noble Road
Cleveland Heights, OH 44121

Return Service Requested

Nonprofit
Organization
U.S. Postage
PAID
Cleveland, OH
Permit 1992



*What's
Happening at* **HRRC?**