

21st Century Living

In a 20th Century House

Thursday, May 19, 2016
CH-UH Library




Pam Wetherill

Home Repair Education Coordinator

pwetherill@hrrc-ch.org

216.381.6100, extension 16



The 20th Century vs the 21st Century


What we love

- Architectural character
- Unique details
- Quality craftsmanship
- Quality building materials
- Established neighborhoods
- Mature trees



What we want

- Technology
- Energy efficiency
- Convenient living (2nd floor laundries; media rooms)
- Modern bathrooms and kitchens




How
can the
two
eras
coexist?

INCORPORATING TECHNOLOGY

Wi-Fi has revolutionized home security, automation, and entertainment.

Hello, 21st century!



Home Security

- [WeMo](#) (Belkin) Wide range of electronics that connect home devices to Wi-Fi: power, water, light, and video are controlled by a smartphone app
- [August](#) Smart Lock. Lock and unlock a home from any mobile device.
- [Scout](#). Wi-Fi HD camera, video recorder and mobile alert system.
- [Nuimo](#). Universal button that controls music, movies, lights, locks in every room—no phone required.
- [Nest Cam](#). Keep an eye on home, kids, pets from anywhere
- [Honeywell Tuxedo Touch](#). A voice-controlled touchscreen hub organizes video monitoring, smart locks, home heating and more.
- [Piper](#). Piper acts as a home remote—home security and automation. Check live video, control power and appliances, and monitor sounds, temperature and brightness.

Meet the McFlies — A Survey in Current Home Automation

<http://www.instrument.com/latest/meet-the-mcflys-a-survey-in-current-home-automation>





Environment

- [Clime](#). Cheap, tiny and simple to set up, this little gizmo tracks movement, temperature, humidity and light in every room.
- [Hue](#) Personal Wireless Lighting . They fit into existing light sockets and allow for total control wirelessly — perfect for movie-mood lighting, alarms, and timers.
- [Sonos](#) Music Streaming. The Sonos app lets you find, play, control, and explore your music from anywhere, while Sonos Wi-Fi speakers ensure that your tunes follow you from room to room.
- [Dyson](#) 360 Eye Robot. The smartest vacuum cleaner you'll ever see.
- [Wally](#) Home Sensor. Senses water leaks and large changes in humidity and temperature.
- [Nest](#) Learning Thermostat. Integrates with dozens of other products.

Meet the McFlies — A Survey in Current Home Automation

<http://www.instrument.com/latest/meet-the-mcflys-a-survey-in-current-home-automation>





Lifestyle

- [LG Smart Frig](#) It sports an LCD screen and its accompanying smartphone app tracks food, and expiration dates.
- The [illumi Ambient Wakeup light](#) creates a revitalized morning with its varying colors and your own custom-made dawn alarm and dusk simulations that you can create through the free app. By connecting the illumi to your smart phone and downloading the illumi sleep app, you can monitor your sleep cycle and wake up at the optimal time, when your body is ready.
- [Clever Pet](#) Monitors and entertains your 4-legged furry housemates while you're away. Program games for your dog to play, monitor your dog's activity level and food intake.
- [Google Cardboard](#) Virtual reality fun for everyone.


Meet the McFlays — A Survey in Current Home Automation

<http://www.instrument.com/latest/meet-the-mcflays-a-survey-in-current-home-automation>



UPDATING AND ADDING FUNCTIONAL SPACE

Dealing with small bathrooms, kitchens, and outdated looks



Definitions

- **RESTORATION:** Return a space to its original use, and/or return a space to its original character. *[Examples: return an office to its original butler's pantry; remove carpet and refinish hardwood floors underneath]*
- **RENOVATION:** Make a space new without changing its use. *[Example: update an existing kitchen or bathroom]*
- **REMODEL:** Changing the use of a space or spaces. *[Example: make a closet into a 2nd floor laundry room]*

Richard Taylor, Dublin OH

<http://www.zillow.com/blog/remodel-renoate-or-restore-start-with-clear-definition-of-terms-59710/>





Restoration

- “Turning back the clock”
- Generally uses fewer new resources and may require less energy to complete
- Depending on the condition of your home, can be the most cost-effective choice
- In a home with “good bones” and needing no major renovations or remodels, work may only involve making repairs, upgrading mechanicals, replacing old finishes

Matthew Grocoff, Green Renovation Expert

<http://www.improvementcenter.com/blog/Renovate-restore-or-remodel.html>





Restoration
keeps the
past alive,
preserving it
for the future.



Renovation

- “Renewing: old meets new”
- Making a room or house look better by fixing what’s there, adding modern elements, and improving functionality
- Depending on the condition of your home, can be more cost-effective than remodeling; may or may not be more expensive than restoration.

Matthew Grocoff, Green Renovation Expert

<http://www.improvementcenter.com/blog/Renovate-restore-or-remodel.html>





Renovation
can be a
bridge
between old
and new.

A Bathroom in need of renovation

- Bathroom was last renovated in the 1960s.
- It contained an old toilet, built-in cabinet sink, pink faux-marble Formica™ walls, linoleum floor, tub with no shower, pink terry cloth window curtains.

Matthew Grocoff, Green Renovation Expert:

<http://www.improvementcenter.com/blog/Renovate-restore-or-remodel.html>





Bathroom renovation involved

- Removing cabinet sink and adding a pedestal sink
- Replacing the toilet with a new low-flow model
- Adding a shower to the bathtub and an exhaust fan with a light
- Removing Formica™ and tiling bath walls
- Adding shower door to bathtub/shower combination
- Removing linoleum and refinishing original heart pine floors.
- Painting the walls and adding bead board wainscoting

Matthew Grocoff, Green Renovation Expert:

<http://www.improvementcenter.com/blog/Renovate-restore-or-remodel.html>




Remodel

- “Changing the structure or form” of a room or building
- Gutting, adding or removing walls, raising ceilings, expanding square footage
- Almost always the most expensive route to take and requires the most material resources

Matthew Grocoff, Green Renovation Expert: <http://www.improvementcenter.com/blog/Renovate-restore-or-remodel.html>





Remodeling
leaves the
past behind.




Example of a Bathroom Remodel

- Adding a wall to an existing bedroom, splitting it into two smaller rooms
- Adding mechanicals: plumbing, heating/cooling
- Adding bath fixtures: tiled shower and tub, bath fan, sink, toilet
- Adding flooring and bead board wainscoting
- Nothing was original and nothing was being restored or renovated.

Matthew Grocuff, Green Renovation Expert: <http://www.improvementcenter.com/blog/Renovate-restore-or-remodel.html>

UPDATING BATHROOMS

Renovate or Remodel?





DIY Bathroom Renovation Projects


Switch out the faucets. If you are tired of looking at that same old sink faucet or that ancient showerhead, a few hours of work can remedy that problem. Home improvement stores offer easy do-it-yourself faucets with all the necessary parts, and all you need to add are the proper tools and a bit of elbow grease.

Paint or wallpaper the room. Changing the walls is the gold standard of DIY projects. Any homeowner can paint the bathroom, and with a bit more knowledge, can put up gorgeous wallpaper. The key is to prep everything well before you begin, stay patient, and work in a methodical fashion.

“Creative bath remodel: DIY or hire a pro?” Shannon Lee, April 27, 2015

<http://www.improvementcenter.com/bathrooms/creative-bath-remodel-diy-or-hire-a-pro.html>







DIY Bathroom Renovation Projects


Go for brighter lighting. Brightening things up a bit in the bathroom can be done with a new light fixture, and you can do this on your own -- just be sure to follow the directions that are included with your new light kit. Don't forget to cut the electricity before you start the work, to keep the job safe.

Install new flooring. Feeling adventurous? Flooring used to be something only contractors could do, but today many flooring options are DIY-friendly. If you want to tackle this job, do plenty of homework first. Make sure you have the proper tools, choose the right flooring, and understand how to handle removal of the flooring you already have. A little knowledge goes a very long way with this particular project!

“Creative bath remodel: DIY or hire a pro?” Shannon Lee, April 27, 2015

<http://www.improvementcenter.com/bathrooms/creative-bath-remodel-diy-or-hire-a-pro.html>








DIY Bathroom Renovation Projects

Replace that old toilet. This seems like a huge project, but you might be surprised by how simple it really is. Take a rudimentary understanding of plumbing, add in a little heavy lifting, and you can likely do this all on your own in an afternoon. As with flooring, always do a bit of homework before you start.

“Creative bath remodel: DIY or hire a pro?” Shannon Lee, April 27, 2015

<http://www.improvementcenter.com/bathrooms/creative-bath-remodel-diy-or-hire-a-pro.html>







Call a Professional to Remodel

Moving things around. Would there be a lot more space if you moved the sink over there, and put the toilet over here? That means some rerouting of the pipes in the walls, and that definitely requires a contractor's expertise. If you have bathroom remodel ideas that involve changing the configuration of the room, make your plans, then make the call.

Refinishing the tub or shower. Maybe you want to change the shower tile, or your bathtub has seen better days. Sprucing them up can be tough to do on your own, especially with the threat of water damage down the road if you make the slightest mistake. Turning the work over to a professional can give you peace of mind.

“Creative bath remodel: DIY or hire a pro?” Shannon Lee, April 27, 2015

<http://www.improvementcenter.com/bathrooms/creative-bath-remodel-diy-or-hire-a-pro.html>





BEFORE

AFTER



Call a Professional to Remodel


Adding in new light fixtures. You can change out existing light fixtures yourself, but if the new lighting requires cutting a hole in the wall or ceiling and running new electrical wires, call someone who is very familiar with that kind of work. It will be a quick job for them, and you can rest easier knowing that all the work is up to code.

Installing a walk-in tub. More homeowners are turning to universal design to allow them to live more comfortably, and walk-in tubs are part of that trend. Though a walk-in tub can fit right where the old tub is, installing it requires serious lifting and possibly a few plumbing changes. Let the pros handle it.

“Creative bath remodel: DIY or hire a pro?” Shannon Lee, April 27, 2015

<http://www.improvementcenter.com/bathrooms/creative-bath-remodel-diy-or-hire-a-pro.html>








Call a Professional to Remodel


Creating the ultimate spa. What if you want to gut the whole bathroom and recreate it? From installing a shower/sauna combo to adding a handy bidet, a contractor can take on the job and free you up to dream about how you will decorate the new bathroom once it's complete.

“Creative bath remodel: DIY or hire a pro?” Shannon Lee, April 27, 2015

<http://www.improvementcenter.com/bathrooms/creative-bath-remodel-diy-or-hire-a-pro.html>








UPDATING KITCHENS

Renovate or Remodel?





21st Century Kitchen Renovations

- To keep your home's old-world charm and merge it with a fresh, modern feel, consider open shelving for part of your kitchen. Fill your shelves with all-white or multicolored dishes for some functional accessories.
- Think small when it comes to appliances. An eight-burner range and a double oven are just not a good fit for a small 1940s kitchen. Think about more space-efficient options when updating your stove, oven and even refrigerator. They can still be modern and functional, but should feel at home in your older space.

Modernize Your Old Kitchen without Remodeling, Heather Freeman, June 14, 2012

<http://www.houzz.com/ideabooks/2639513/list/Modernize-Your-Old-Kitchen-Without-Remodeling>








21st Century Kitchen Renovations

- Choose finishes that feel classic as opposed to the latest trend. Wood countertops, white cabinets and classic white tile fit with the feel of an older home but still appear fresh and updated.
- The industrial craze is one trend that actually works well for older homes, thanks to its retro inspiration. You can find industrial-inspired pieces everywhere these days.
- Update or add backsplashes

Modernize Your Old Kitchen without Remodeling, Heather Freeman, June 14, 2012
<http://www.houzz.com/ideabooks/2639513/list/Modernize-Your-Old-Kitchen-Without-Remodeling>






Before (previous owner's stuff)

After



OTHER WAYS TO UPDATE



Fireplace Renovation



Do It Yourself Fireplace Remodels http://www.homebedazzle.com/diy_fireplace_remodels.htm

Fireplace Renovation



Do It Yourself Fireplace Remodels http://www.homebedazzle.com/diy_fireplace_remodels.htm

Fireplace Renovation



Do It Yourself Fireplace Remodels http://www.homebedazzle.com/diy_fireplace_remodels.htm

Lose the Entertainment Center


Lisa McDenon, an award-winning interior designer in Laguna Beach, CA, advises: Current home design is all about hiding electronics. "A lot of times now we are putting the audio and video equipment in a remote location such as a coat closet or bedroom closet," she says. "It's awesome to have a super thin TV just floating on a wall with nothing else."

And don't worry about losing your surround sound. You can still go as movie-theater big as you want - without even seeing a speaker. "We can now install speakers behind a special kind of drywall that goes over the actual speaker area, so you can't even see them," she says.

Projects to Bring your Home into the 21st Century, Terence Loose. December 11, 2012

<https://www.yahoo.com/news/news/modern-home-projects.html?ref=gs>





Look beneath your feet

- Apply Marine Paint to Concrete and Wood Flooring
- Stain Wood Floors Gray
- Use Porcelain Tiles that Mimic Wood Plank Flooring





Thanks for coming!
Happy Renovating!

Use our Home Repair Classes to get started.

Register online at www.hrrc-ch.org



SOURCES USED

Visit our website for a PDF version of this presentation

www.hrrc-ch.org

TECHNOLOGY

Meet the McFlys — A Survey in Current Home Automation.

<http://www.instrument.com/latest/meet-the-mcflys-a-survey-in-current-home-automation>

WeMo (Belkin). <http://www.wemo.com/>

August. <http://august.com/>

Scout. <https://www.scoutalarm.com/>

Nuimo. <https://www.senic.com/>

Nest Cam <https://nest.com/camera/meet-nest-cam/?dropcam=true>

Honeywell Tuxedo Touch http://homesecurity.honeywell.com/tuxedo_touch.html

Piper <https://getpiper.com/>

Clime <http://climesense.com/>

Hue <http://www2.meethue.com/en-us/products/>

Sonos Music Streaming <http://www.sonos.com/streaming-music?r=1>

Dyson 360 Eye Robot <https://www.dyson360eye.com/>

Wally Home Sensor <http://www.wallyhome.com/>

Nest Thermostat <https://nest.com/>

LG Smart Frig <http://www.lg.com/us/refrigerators/lg-LFX31995ST-french-3-door-refrigerator>



SOURCES USED

Visit our website for a PDF version of this presentation
www.hrrc-ch.org

illumi Ambient Wakeup Light <http://store.oregonscientific.com/us/illumi-ambient-wakeup-light-digital-clock.html>

Clever Pet <https://clever.pet/>

Google Cardboard <https://vr.google.com/cardboard/index.html>

RENOVATE AND REMODEL

Richard Taylor, Dublin OH. <http://www.zillow.com/blog/remodel-reno-restore-start-with-clear-definition-of-terms-59710/>

Matthew Grocoff, Green Renovation Expert. <http://www.improvementcenter.com/blog/Renovate-restore-or-remodel.html>

“Creative bath remodel: DIY or hire a pro?” Shannon Lee, April 27, 2015

<http://www.improvementcenter.com/bathrooms/creative-bath-remodel-diy-or-hire-a-pro.html>

Modernize Your Old Kitchen without Remodeling, Heather Freeman, June 14, 2012

<http://www.houzz.com/ideabooks/2639513/list/Modernize-Your-Old-Kitchen-Without-Remodeling>

OTHER UPDATES

“Remodeling a Fireplace” http://www.homebedazzle.com/fireplace_book.htm

Projects to Bring your Home into the 21st Century, Terence Loose. December 11, 2012

<https://www.yahoo.com/news/news/modern-home-projects.html?ref=gs>

Expert Advice: Four Affordable Floor Finishes from Dirty Girl Construction, Margot Guralnick,

<http://www.remodelista.com/posts/expert-advice-four-affordable-floor-finishes-from-dirty-girl-construction/>

